

Features
<ul style="list-style-type: none"> WiFi / Bluetooth Indoor Antenna 50 Ohm Impedance 2400-2500MHz Omni Radiation

Applications
<ul style="list-style-type: none"> Bluetooth & IEEE 802.11a/b/g Wireless Communication Portable Device Machine To Machine Communication Network Devices



Part Numbering Guide

S AT IA 145A6A WF B1

SUNTSU	ANTENNA	INDOOR ANTENNA	PACKAGE SIZE*	APPLICATION	FREQUENCY
			145A6A = 145.0mm x 6.0mm	WF= WiFi	B3 = 2400-2500MHz

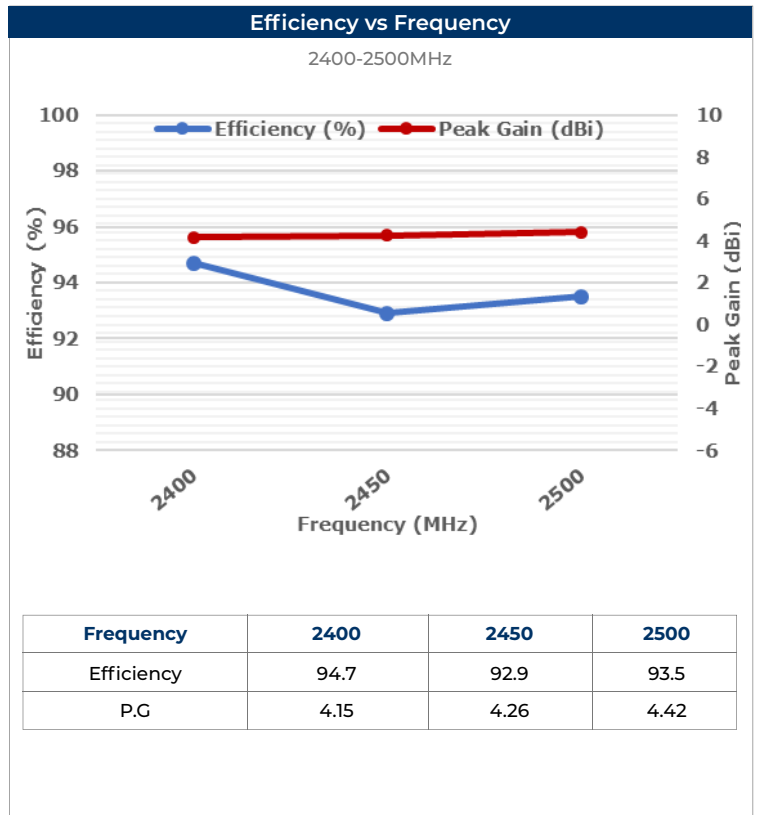
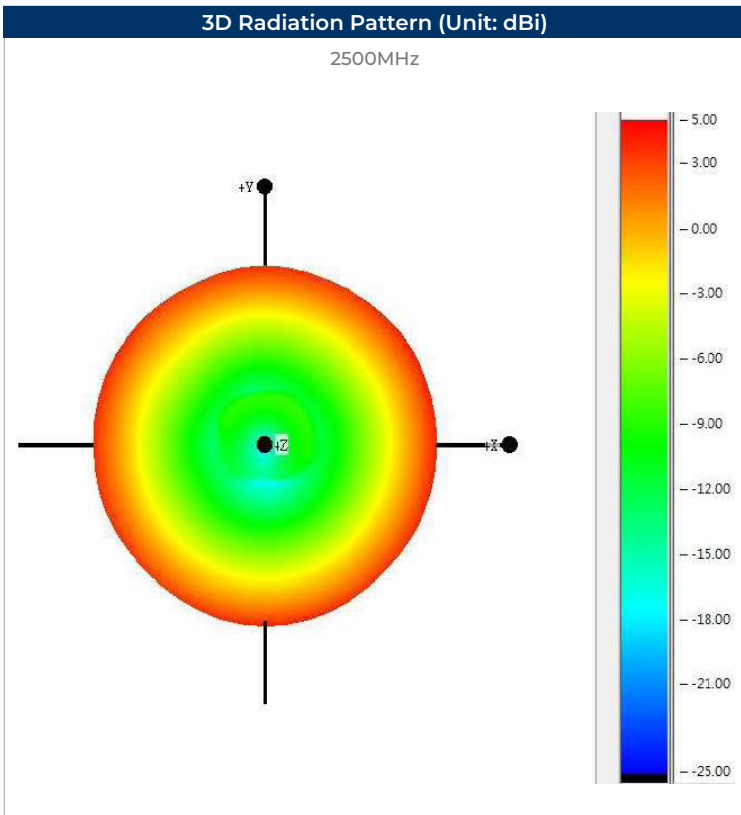
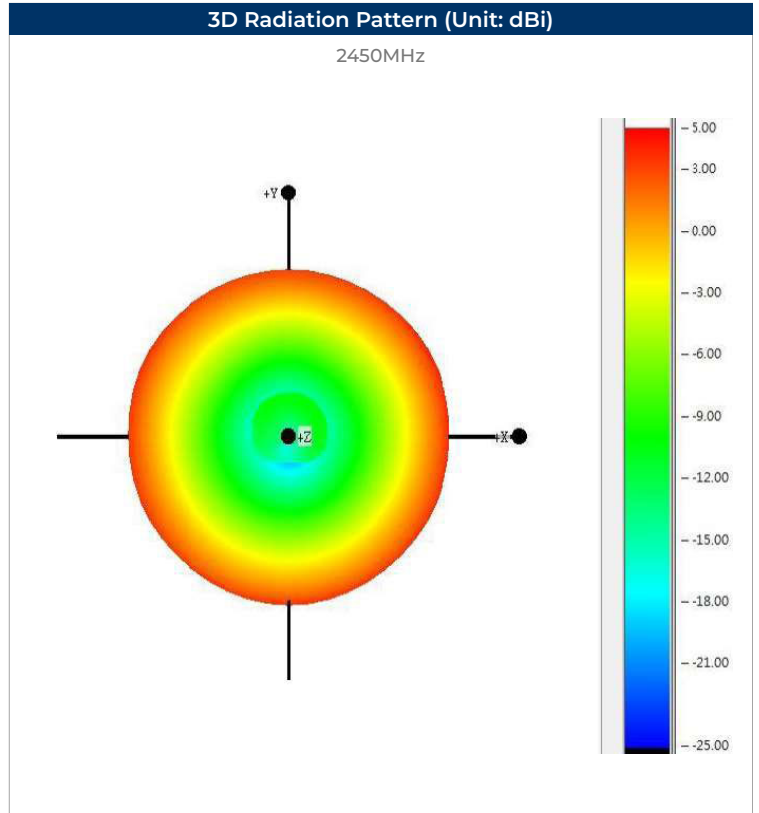
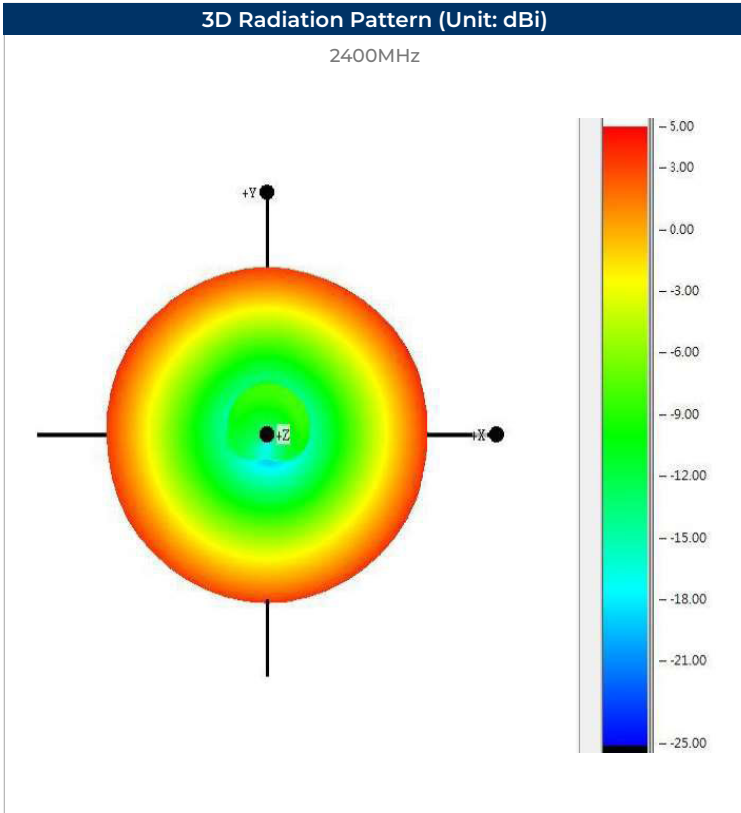
* Where letters denote decimal location (A=.0, B=.1, C=.2, etc.); e.g. B5=0.15, 3A5=3.05, 9A=9.0

Electrical Parameters	Units	Minimum	Typical	Maximum	Remarks
Frequency Band	MHz	2400		2500	
Impedance	Ω		50		
Polarization			Vertical		
Peak Gain	dBi		4.3		At 2450MHz
Efficiency	%		93		At 2450MHz
VSWR				2	At Center Frequency
Operating Temperature	C	-20		65	

Outline Drawing

All dimensions are in millimeters (mm) unless otherwise noted. Drawings are not to scale.

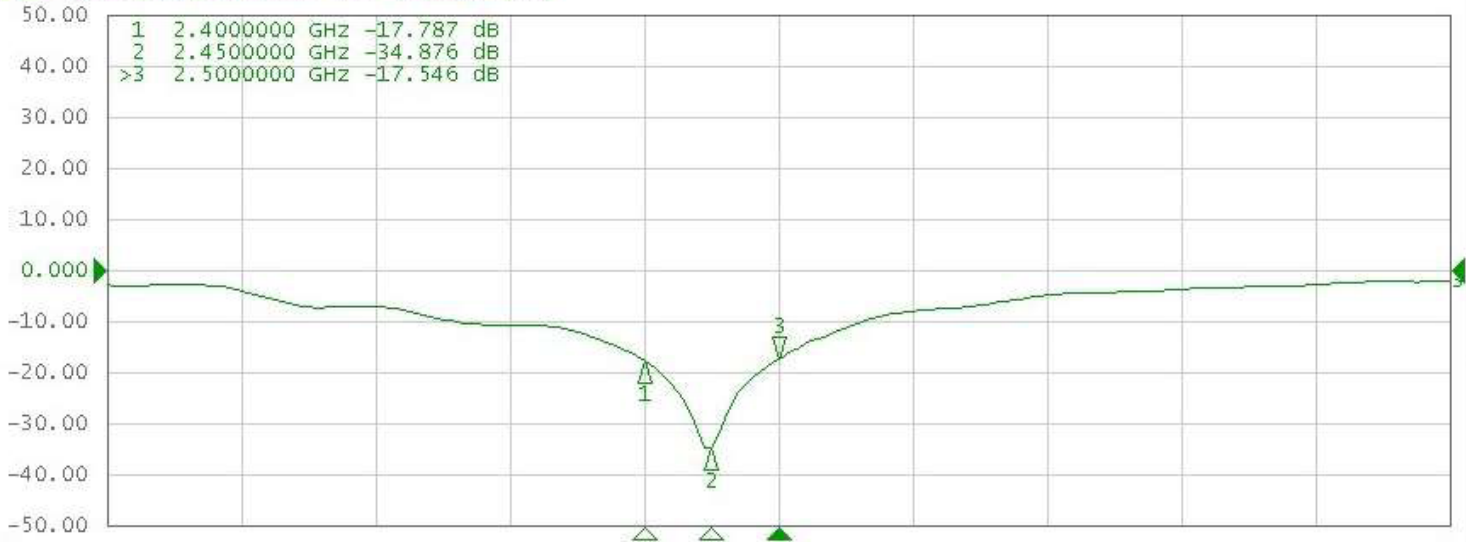
Item	Material
Whip	TPE
Connector	Brass
Connector Insulator	Teflon



Electrical Test

Return Loss

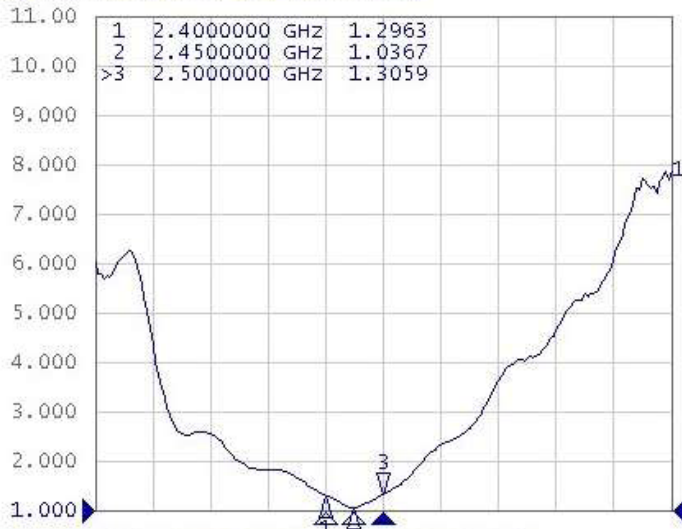
Tr3 S11 Log Mag 10.00dB/ Ref 0.000dB [F2]



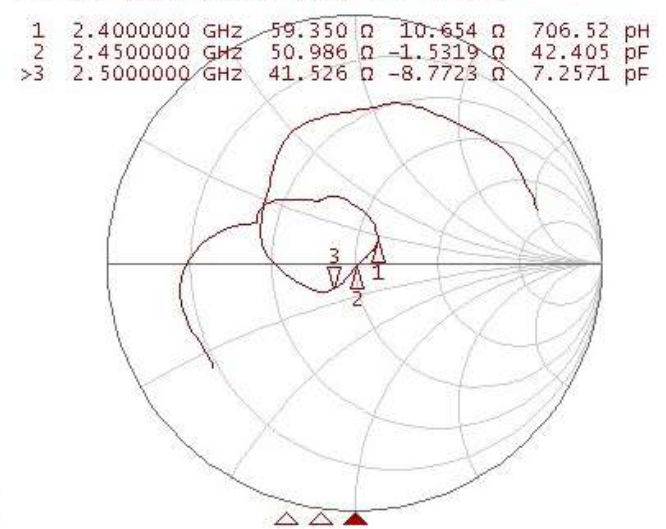
Electrical Test

VSWR & SMITH CHART

Tr1 S11 SWR 1.000/ Ref 1.000 [F2]



Tr2 S11 Smith (R+jX) Scale 1.000U [F2]



Environmental & Mechanical Specifications

High Temperature Test	70°C for 48 hours, and then to normal temperature/humidity High Temperature Test for 24hours.
Low Temperature Test	-20°C for 48 hours, and then to normal temperature/humidity for 24hours.
Humidity Test	65°C / 90%RH for 48 hours, and then to normal temperature/humidity for 24hours.
Thermal Shock Test	-20°C for 30 min and +70°C for 30 min. 48 cycles, then expose to normal temperature/humidity for 24 hours or more.