SUNTSU

NFC Antenna

SATNF-25A20AH5-NFB1

25.0mm x 20.0mm x 0.75mm

Features

- NFC Antenna (Near Field Communications)
- Stable And Reliable Performance
- 14.20MHz
- Halogen-Free
- RoHS compliance

Applications

- Hand Held Devices with NFC Or RFID Functions
- Data Transfer
- Machine-To-Machine Communication (Short Distance)



Part Numbering Guide

S AT NF 25A20AH5 NF B1

SUNTSU	ANTENNA	NEAR FIELD	PACKAGE SIZE*	APPLICATION	FREQUENCY
			25A20AH5 = 25.0mm x 20.0mm x 0.75mm	NF = NFC	B1 = 13.56MHz

RoHS COMPLIANT

* Where letters denote decimal location (A=.0, B=.1, C=.2, etc.); e.g. B5=0.15, 3A5=3.05, 9A=9.0

Electrical Parameters	Units	Minimum	Typical	Maximum	Remarks
Frequency Band	MHz		14.2		
Impedance	Ω		50		
Q-Factor			60		
Operating Temperature	°C	-40		85	

Outline Drawing

All dimensions are in millimeters (mm) unless otherwise noted.
Drawings are not to scale.

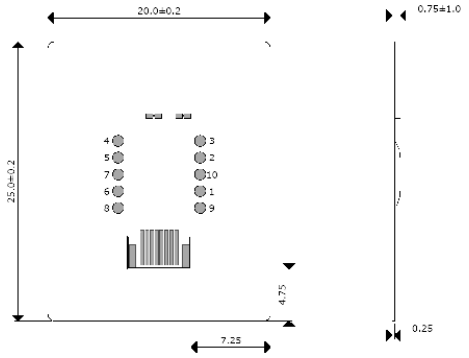

Electrical Test

Return Loss

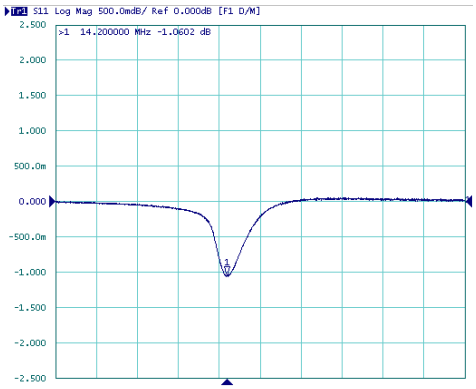

PIN Assignments

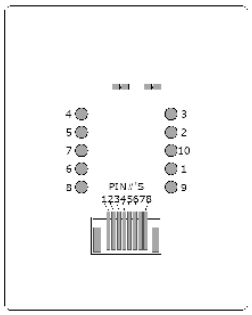

Pin #	Name	Type	Description
1	VSS	Supply Pad	Ground, die substrate potential
2	/SS	Digital Input	Serial Peripheral Interface enable (active low)
3	SCLK	Digital Input	Serial Peripheral Interface clock
4	MOSI	Digital Input	Serial Peripheral Interface data input
5	MISO	Digital Output / Tristate	Serial Peripheral Interface data output
6	IRQ	Digital Output	Interrupt request output (active low)
7	VP_SPI	Supply Pad	Positive supply of SPI interface
8	VP_REG	Analog Output	Regulator output

www.suntsu.com

Specifications are subject to change without notice.

Suntsu Electronics, Inc.
142 TECHNOLOGY DR., SUITE 150
IRVINE, CA 92618

Call: +1-949-783-7300 | Fax: +1-949-783-7301