

| Features |
|---|
| <ul style="list-style-type: none"> Robustly constructed Nickel plated solid brass actuator Electrical life 20,000 cycles Mechanical life 100,000 cycles |

| Applications |
|---|
| <ul style="list-style-type: none"> Audio products Industry Medical |



Part Numbering Guide

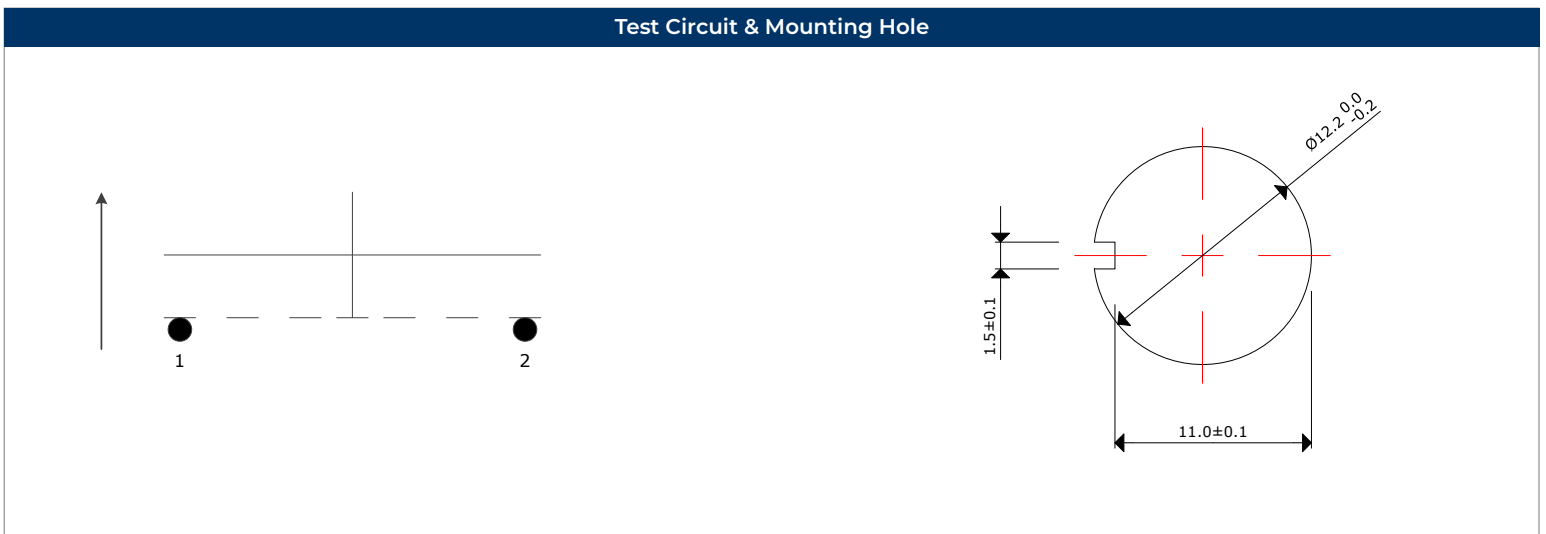
S SW FS - S01 - A C 11 - HWH - C25

| | | | | | | | | |
|--------|--------|-------------|---------------|-------------------|--------------------------------|---------------|--------------------------------|--|
| SUNTSU | SWITCH | FOOT SWITCH | SERIES NUMBER | SWITCH FUNCTION | BUSHING AND BUTTON SPEC | TERMINAL CODE | CONNECTOR | ACCESSORIES |
| | | | | A : SPST OFF-(ON) | C : Button 8.7Ø, Bushing 8.0mm | 11 : Wire | C25 : W/ Connector Pitch 2.5mm | H : Hex Nut W : Spring Washer L : Lock Washer F : Flat Washer |

RoHS COMPLIANT

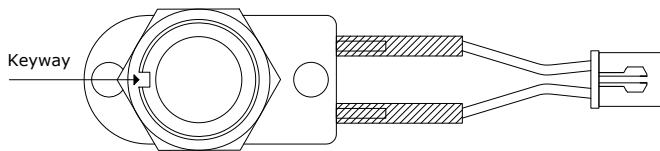
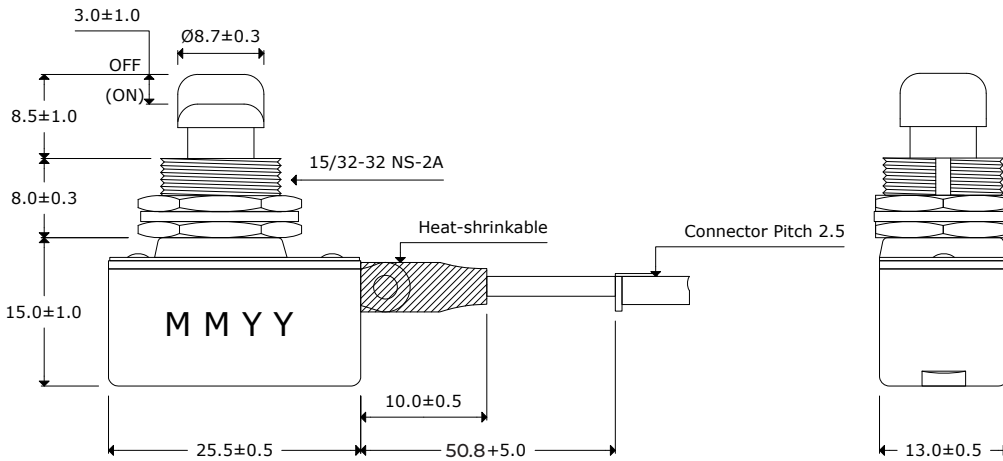
Cage Code: 4GUT4

| Electrical and Material Parameters | |
|------------------------------------|--------------------------------------|
| Rating | 6A 125V AC, 3A 250VAC |
| Contact Resistance | 50mΩ Max |
| Insulation Resistance | DC 500V 100MΩ Min. |
| Dielectric Strength | AC 1500V 1 minute |
| Operation Temperature | -20°C ~ 65°C |
| Switch Function | 2P SPST OFF-(ON), PUSH ON |
| Accessories | 2 HEX Nut & 1 SPRING Washer Assembly |
| Frame | Black, PF |
| Materials Actuator | Ni-plated, Brass |
| Terminals | Silver plated, Copper Alloy |

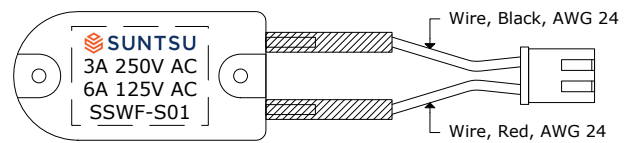


Outline Drawing

All dimensions are in millimeters (mm) unless otherwise noted. Drawings are not to scale.



Top View



Bottom View

Remarks:

1. 500pcs per 1 master carton
2. Electrical life 20,000 cycles
3. Mechanical life 100,000 cycles