

SCNBN - J 1 3 75 - SO PMR

SUNTSU

CONNECTOR

BNC

Connector Type
Jack

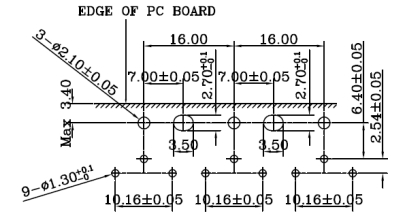
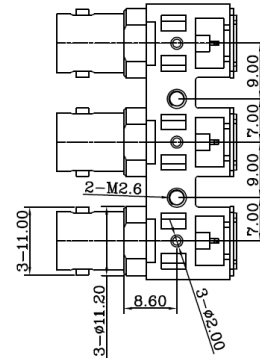
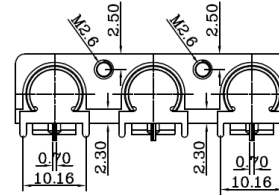
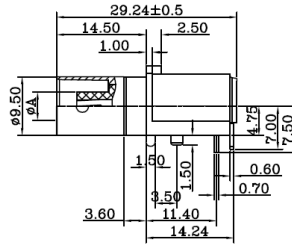
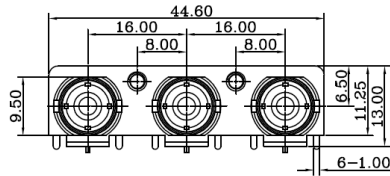
Rows
1

Connectors
per Row
3

Impedance
75

Contact Termination
Solder

Mounting Style
Right Angle PCB
Mount



Recommended
Mounting
Layout

- Materials:
 - Body: Zinc Nickel Plated
 - Contact: Brass Nickel Plated
- Normal Impedance: 75Ω
- Frequency Range: 0-4 GHz
- Max Peak Voltage: 500V
- Dielectric Strength: 1500V RMS
- Insulation Resistance: 5000MΩ/Min



THREE BNC FEMALE PCB
MOUNT 90°

Document History			
Edits Made	Date	Edited By	Approved By
Initial Release	03/23/2022	B. Gibbons	KH Mun

Part No.	SCNBN-J1375-SOPMR	Drawn	B. Gibbons	03/23/2022
Scale	Not drawn to scale	Tolerance	0.5-15 = ±0.15 15-30 = ±0.30 30-120 = ±0.60 >120 = ±1.00	
Unit	mm	Pages		