

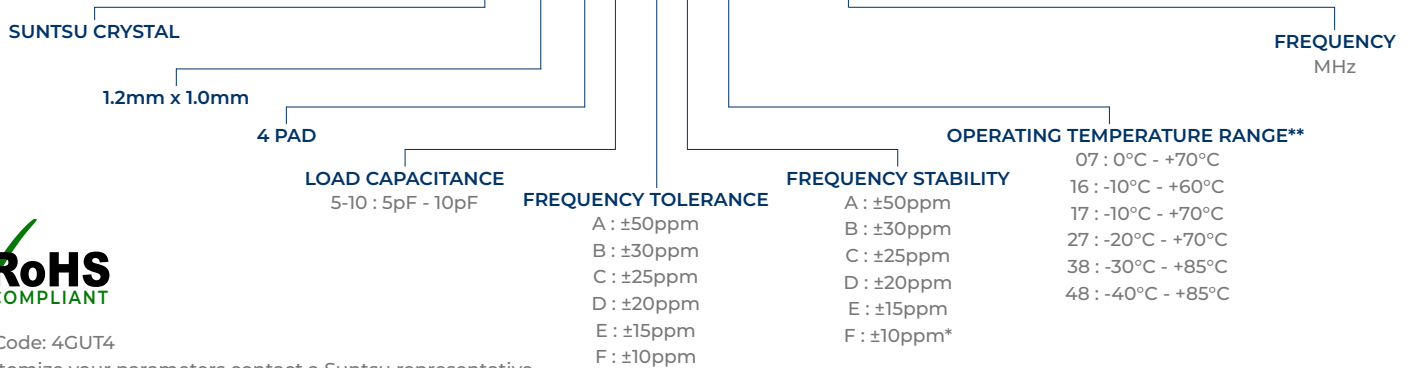
Features
<ul style="list-style-type: none"> <li>±10ppm/±10ppm (Tolerance/Stability) Available</li> <li>Ultra-Miniature Package</li> <li>AT-Cut Fundamental</li> <li>Tape and Reel</li> </ul>

Applications
<ul style="list-style-type: none"> <li>Bluetooth</li> <li>Wireless LAN</li> <li>High Density Applications</li> </ul>



**Part Numbering Guide**

**SXT 10 4 10 A A 48 - 40.000M**



Cage Code: 4GUT4

To customize your parameters contact a Suntsu representative.

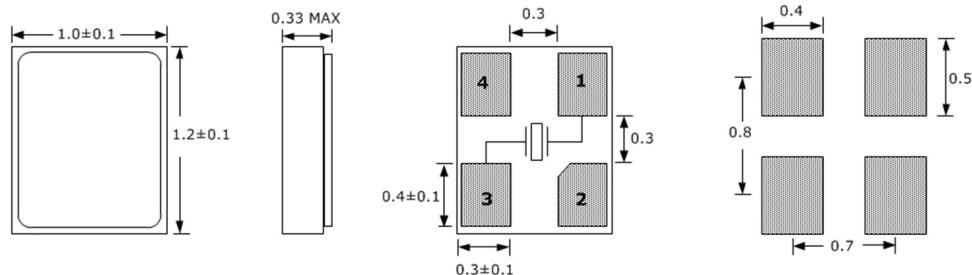
\* For frequency stability option F contact a Suntsu representative. \*\* For operating temperatures of -55-125°C a Suntsu representative.

Electrical Parameters	Units	Minimum	Typical	Maximum	Remarks
Frequency Range	MHz	36		80	AT-Cut Fundamental.
Frequency Tolerance at +25°C	ppm	-10		+10	See part numbering guide for options.
Frequency Stability vs. Op Temp	ppm	-10		+10	See part numbering guide for options.
Frequency Stability vs. Aging	ppm	-2		+2	First year @ +25°C.
Operating Temperature	°C	-40		+85	See part numbering guide for options.
Storage Temperature	°C	-40		+125	
Load Capacitance	pF	5		10	
Shunt Capacitance	pF			5	See part numbering guide for options.
Drive Level	µW		10	100	
Insulation Resistance	MΩ	500			@ 100VDC ± 15V.
36.000MHz ~ 39.999MHz	Ω			150	AT-Cut Fundamental
ESR - 40.000MHz ~ 47.999MHz	Ω			80	AT-Cut Fundamental
48.000MHz ~ 80.000MHz	Ω			60	AT-Cut Fundamental

**Outline Drawing & Recommended Landed Pattern**

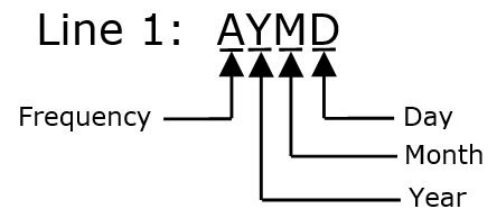
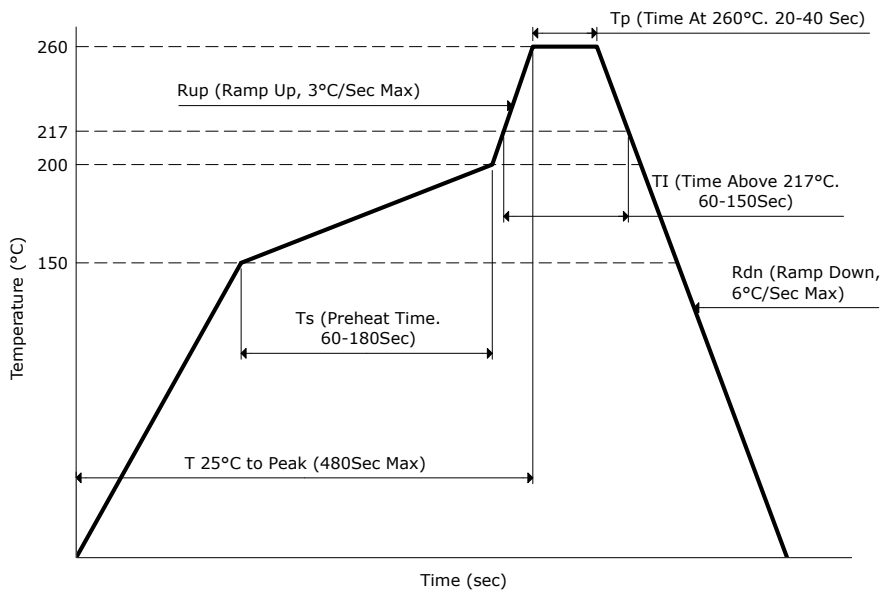
All dimensions are in millimeters (mm) unless otherwise noted. Drawings are not to scale.

ELECTRODE ARRANGEMENT (BOTTOM VIEW)



Environmental Specifications		Mechanical Specifications	
Temperature Cycling	MIL-STD-883, Method 1010, Condition B	Mechanical Shock	MIL-STD-202, Method 213, Condition B
Fine Leak Test	MIL-STD-883, Method 1014, Condition A	Vibration	MIL-STD-883, Method 2007, Condition A
Gross Leak Test	MIL-STD-883, Method 1014, Condition C	Resistance to Soldering Heat	MIL-STD-202, Method 210, Condition K
Moisture Resistance	MIL-STD-883, Method 1004	Resistance to Solvents	MIL-STD-202, Method 215
Moisture Sensitivity	J-STD-020, MSL 1	Solderability	MIL-STD-883, Method 2003

**Reflow Profile & Part Marking**



**Tape And Reel Dimensions**

All dimensions are in millimeters (mm) unless otherwise noted. Drawings are not to scale.

5,000pcs / Reel

