

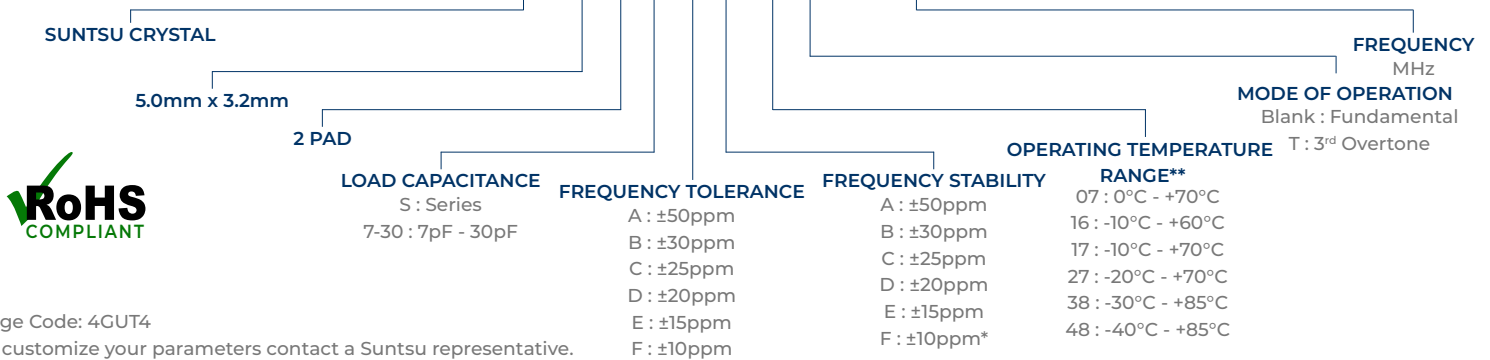
- Features**
- ±10ppm/±10ppm (Tolerance/Stability) Available
 - Ultra-Miniature Package
 - AT-Cut Fundamental
 - Tape and Reel

- Applications**
- Communication and Test Equipment
 - PCMCIA
 - Wireless Applications
 - High Density Applications



Part Numbering Guide

SXT 53 2 18 A A 48 T - 27.000M



Cage Code: 4GUT4

To customize your parameters contact a Suntsu representative.

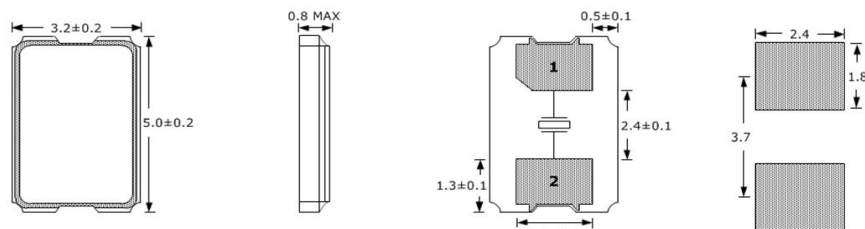
* For frequency stability option F contact a Suntsu representative. ** For operating temperatures of -55-125°C a Suntsu representative.

Electrical Parameters	Units	Minimum	Typical	Maximum	Remarks
Frequency Range	MHz	8		54	AT-Cut Fundamental.
Frequency Range	MHz	40		100	3rd Overtone
Frequency Tolerance at +25°C	ppm	-10		+10	See part numbering guide for options.
Frequency Stability vs. Op Temp	ppm	-10		+10	See part numbering guide for options.
Frequency Stability vs. Aging	ppm	-3		+3	First year @ +25°C.
Operating Temperature	°C	-40		+85	See part numbering guide for options.
Storage Temperature	°C	-40		+125	
Load Capacitance	pF	7		30	See part numbering guide for options.
Shunt Capacitance	pF			7	
Drive Level	µW		10	100	
Insulation Resistance	MΩ	500			@ 100VDC ± 15V.
8.000MHz ~ 11.999MHz	Ω			100	AT-Cut Fundamental
12.000MHz ~ 19.999MHz	Ω			80	AT-Cut Fundamental
ESR - 20.000MHz ~ 29.999MHz	Ω			70	AT-Cut Fundamental
30.000MHz ~ 54.000MHz	Ω			50	AT-Cut Fundamental
40.000MHz ~ 100.000MHz	Ω			70	3rd Overtone

Outline Drawing & Recommended Landed Pattern

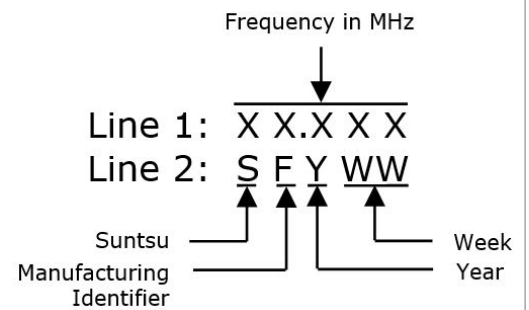
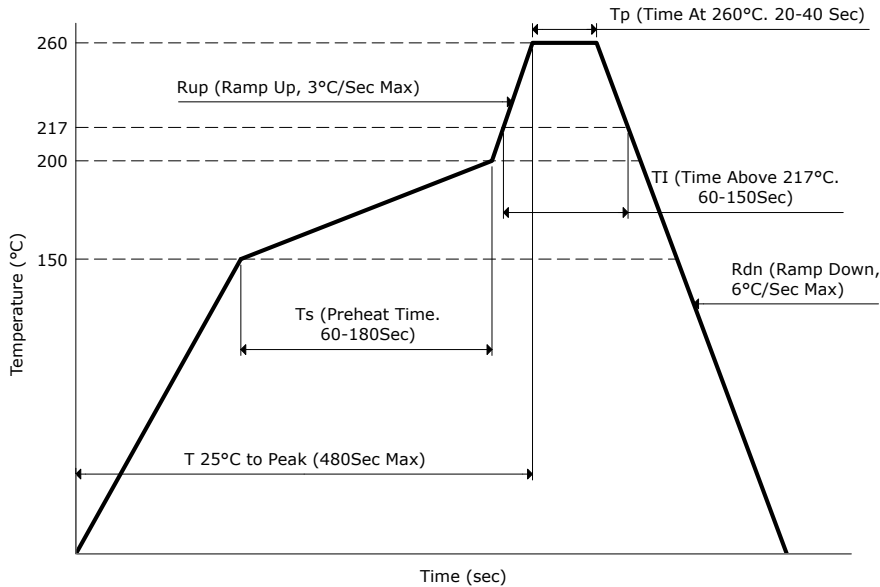
All dimensions are in millimeters (mm) unless otherwise noted. Drawings are not to scale.

ELECTRODE ARRANGEMENT (BOTTOM VIEW)



Environmental Specifications		Mechanical Specifications	
Temperature Cycling	MIL-STD-883, Method 1010, Condition B	Mechanical Shock	MIL-STD-202, Method 213, Condition B
Fine Leak Test	MIL-STD-883, Method 1014, Condition A	Vibration	MIL-STD-883, Method 2007, Condition A
Gross Leak Test	MIL-STD-883, Method 1014, Condition C	Resistance to Soldering Heat	MIL-STD-202, Method 210, Condition K
Moisture Resistance	MIL-STD-883, Method 1004	Resistance to Solvents	MIL-STD-202, Method 215
Moisture Sensitivity	J-STD-020, MSL 1	Solderability	MIL-STD-883, Method 2003

Reflow Profile & Part Marking



Tape And Reel Dimensions

All dimensions are in millimeters (mm) unless otherwise noted. Drawings are not to scale.

3,000pcs / Reel

